



50 Gallon Sprayer Comparison



LOW PROFILE

49-1/2" Long x 40-1/2" Wide x 24" Tall
Includes Tank, Pump, Engine, Frame
12" Man or Elec Hose Reel (Sold Separately)




SKID

49-1/2" Long x 40-1/2" Wide x 40" Tall
Includes Tank, Pump, Engine, Frame
18" or 12" Man or Elec Hose Reel
(Sold Separately)



COMPACT

46" Long x 24-1/2" Wide x 41" Tall
Includes Tank, Pump, Engine, Frame
12" Man or Elec Hose Reel (Sold Separately)



ELECTRIC

41" Long x 25-1/2" Wide x 35" Tall
Includes Tank, Pump, Engine, Frame
12" Man or Elec Hose Reel (Sold Separately)

For more information visit: www.GNCIndustries.com